

BOSS GP Mugello Racing Weekend Qualifying

Final Classification

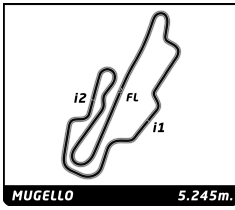
No	Driver	Nat	Team	Car	Cl.	Time	Lap Total	Gap	Kph
1	1 Ingo GERSTL	AUT	Team Top Speed	F1 - STR1 2006	F1	1:26.650	5 7	-	- 217.9
2	10 Antonio PIZZONIA	BRA	HS Engineering	Dallara WS W8T12 2012	OPEN	1:32.093	3 3	+5.443	+5.443 205.0
3	32 Simone COLOMBO	ITA	M.M. Motorsport SRL	Dallara GP2/11 2011	FORMUL	1:33.264	5 6	+6.614	+1.171 202.5
4	74 Massimiliano CUCCARESE	ITA	M.M. Motorsport SRL	Dallara GP2/11 2011	FORMUL	1:34.100	6 6	+7.450	+0.836 200.7
5	27 Marco GHIOTTO	ITA	Scuderia Palladio SSD A RL	Dallara GP2/11 2011	FORMUL	1:35.624	3 6	+8.974	+1.524 197.5
6	77 Vladimir NETUSIL	CZE	M.M. Motorsport SRL	Dallara GP2/11 2011	FORMUL	1:36.182	5 5	+9.532	+0.558 196.3
7	43 Martin KINDLER	SUI	Jenzer Motorsport	Dallara GP2/11 2011	FORMUL	1:37.756	5 6	+11.106	+1.574 193.2
8	46 Alexander SEIBOLD	DEU	Seibold auto + sport	Dallara GP2/05 2005	FORMUL	1:39.319	5 8	+12.669	+1.563 190.1
9	56 Marco MINELLI	ITA	AM SPORT SYSTEM	Dallara WS W8T12 2012	FORMUL	1:39.755	8 10	+13.105	+0.436 189.3
10	81 Michael FISCHER	AUT	Red Rose Racing by LRT	Dallara GP2/05 2005	FORMUL	1:41.274	3 3	+14.624	+1.519 186.4
11	11 Paul O'CONNELL	IRL	HS Engineering	Dallara WS W8T12 2012	FORMUL	1:41.286	8 9	+14.636	+0.012 186.4
12	66 Andreas FIEDLER	DEU	Fiedler Racing	Dallara GP2/08 2011	FORMUL	1:41.460	8 9	+14.810	+0.174 186.1
13	7 Ulf EHNINGER	DEU	ESBA-Racing	F1 - B197 1997	F1	1:42.117	8 8	+15.467	+0.657 184.9
14	93 Roland RUPPRECHTER	AUT	R&B Research and Wealth Management	Dallara GP2/05 2005	FORMUL	1:43.935	8 8	+17.285	+1.818 181.7
15	16 Nicolas MATILE	MCO	ZIGZAG	Lola AutoGP 2005	FORMUL	1:44.028	8 10	+17.378	+0.093 181.5
16	777 Stephan GLASER	SUI	Jo Zeller Racing	Dallara WS V6 T08 2008	SUPERLIC	1:44.968	10 10	+18.318	+0.940 179.9
17	61 Jean-Christophe PEYRE	FRA	ZIGZAG	Lola AutoGP 2005	FORMUL	1:45.980	10 10	+19.330	+1.012 178.2
18	115 Andreas HASLER	AUT	Hasler Motorsport	Dallara WS T08 2009	SUPERLIC	1:58.527	6 7	+31.877	+12.547 159.3
19	118 Henry CLAUSNITZER	DEU	WF Racing	Tatuus F. Renault V6 2003	SUPERLIC	2:00.883	5 5	+34.233	+2.356 156.2
20	36 Walter COLACINO	ITA	Walter Colacino Racing	Lola F3000 T96 50 1998	SUPERLIC	2:00.885	9 9	+34.235	+0.002 156.2
21	55 Erich ZECH	DEU	Team Top Speed	Dallara GP2/11 2011	FORMUL	2:04.969	7 7	+38.319	+4.084 151.1
22	44 Giancarlo PEDETTI	ITA	Scuderia Palladio SSD A RL	Dallara GP2/11 2011	FORMUL		1		
23	96 Simon JACKERMAIER	DEU	Team Top Speed	Dallara GP2/11 2011	FORMUL				

Fastest Lap: Lap 5 Ingo GERSTL 1:26.650 217.9 Kph

Track Status: **DRY**

Published at:

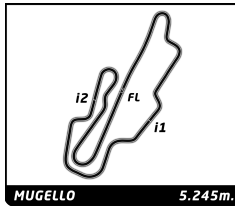
Stewards:			Timekeeper:	
Maria Grazia ARBERI CSAI 26127	Gianluca NATALONI CSAI 338031	Antonia MARMILLATA CSAI 371681	Andrea RAPI	



BOSS GP Mugello Racing Weekend Qualifying

Best Sector Times

Sector 1			Sector 2			Sector 3			Ideal Lap	Best Lap
Pos	No Driver	Time	No Driver	Time	No Driver	Time	Pos	No Driver		
1	1 I.GERSTL	29.894	1 I.GERSTL	26.143	1 I.GERSTL	30.561	1	1 I.GERSTL	1:26.598	1:26.650 (1)
2	10 A.PIZZONIA	32.045	10 A.PIZZONIA	27.109	32 S.COLOMBO	32.788	2	10 A.PIZZONIA	1:32.093	1:32.093 (2)
3	32 S.COLOMBO	32.622	32 S.COLOMBO	27.714	74 M.CUCCARESE	32.860	3	32 S.COLOMBO	1:33.124	1:33.264 (3)
4	74 M.CUCCARESE	33.036	74 M.CUCCARESE	28.204	10 A.PIZZONIA	32.939	4	74 M.CUCCARESE	1:34.100	1:34.100 (4)
5	27 M.GHIOTTO	33.342	27 M.GHIOTTO	29.027	27 M.GHIOTTO	33.111	5	27 M.GHIOTTO	1:35.480	1:35.624 (5)
6	77 V.NETUSIL	33.526	77 V.NETUSIL	29.108	77 V.NETUSIL	33.428	6	77 V.NETUSIL	1:36.062	1:36.182 (6)
7	43 M.KINDLER	33.869	43 M.KINDLER	29.389	43 M.KINDLER	34.309	7	43 M.KINDLER	1:37.567	1:37.756 (7)
8	46 A.SEIBOLD	34.555	56 M.MINELLI	29.589	46 A.SEIBOLD	34.325	8	56 M.MINELLI	1:39.108	1:39.755 (9)
9	56 M.MINELLI	34.933	11 P.O'CONNELL	30.032	56 M.MINELLI	34.586	9	46 A.SEIBOLD	1:39.319	1:39.319 (8)
10	11 P.O'CONNELL	35.164	46 A.SEIBOLD	30.439	66 A.FIEDLER	35.169	10	11 P.O'CONNELL	1:40.692	1:41.286 (11)
11	7 U.EHNINGER	35.274	66 A.FIEDLER	30.477	81 M.FISCHER	35.215	11	66 A.FIEDLER	1:40.945	1:41.460 (12)
12	66 A.FIEDLER	35.299	81 M.FISCHER	30.756	7 U.EHNINGER	35.362	12	81 M.FISCHER	1:41.274	1:41.274 (10)
13	81 M.FISCHER	35.303	7 U.EHNINGER	31.278	93 R.RUPPRECHTER	35.462	13	7 U.EHNINGER	1:41.914	1:42.117 (13)
14	16 N.MATILE	35.448	16 N.MATILE	31.577	11 P.O'CONNELL	35.496	14	93 R.RUPPRECHTER	1:43.763	1:43.935 (14)
15	93 R.RUPPRECHTER	36.176	777 S.GLASER	31.845	777 S.GLASER	36.637	15	16 N.MATILE	1:43.806	1:44.028 (15)
16	777 S.GLASER	36.471	93 R.RUPPRECHTER	32.125	16 N.MATILE	36.781	16	777 S.GLASER	1:44.953	1:44.968 (16)
17	61 J.PEYRE	36.478	61 J.PEYRE	32.601	61 J.PEYRE	36.852	17	61 J.PEYRE	1:45.931	1:45.980 (17)
18	115 A.HASLER	40.857	115 A.HASLER	36.228	44 G.PEDETTI	39.988	18	115 A.HASLER	1:58.527	1:58.527 (18)
19	118 H.CLAUSNITZER	41.106	118 H.CLAUSNITZER	36.361	118 H.CLAUSNITZER	41.385	19	118 H.CLAUSNITZER	1:58.852	2:00.883 (19)
20	36 W.COLACINO	41.311	36 W.COLACINO	36.361	115 A.HASLER	41.442	20	44 G.PEDETTI	1:59.748	
21	44 G.PEDETTI	42.184	44 G.PEDETTI	37.576	36 W.COLACINO	42.326	21	36 W.COLACINO	1:59.998	2:00.885 (20)
22	55 E.ZECH	42.282	55 E.ZECH	39.969	55 E.ZECH	42.718	22	55 E.ZECH	2:04.969	2:04.969 (21)



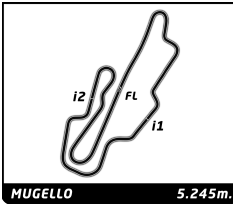
BOSS GP

Mugello Racing Weekend

Qualifying

Best Top Speed

No Driver	Team	Class	Top 1		Top 2		Top 3		Top 4		Top 5		Avg
			Kph	Lap	Kph	Lap	Kph	Lap	Kph	Lap	Kph	Lap	
1 Ingo GERSTL	Team Top Speed	F1	323.6	5	322.6	3	322.6	4	320.7	2	298.7	6	317,6
10 Antonio PIZZONIA	HS Engineering	OPEN	298.7	2	297.9	3	150.4	1					249,0
7 Ulf EHNINGER	ESBA-Racing	F1	295.4	8	294.6	7	293.8	4	293.8	5	292.3	6	294,0
74 Massimiliano CUCCARESE	M.M. Motorsport SRL	FORMULA	291.5	3	289.9	4	289.1	2	289.1	6	256.4	5	283,2
32 Simone COLOMBO	M.M. Motorsport SRL	FORMULA	289.1	3	288.4	4	287.6	5	286.9	2	286.9	6	287,8
66 Andreas FIEDLER	Fiedler Racing	FORMULA	289.1	5	288.4	6	288.4	7	288.4	9	287.6	4	288,4
27 Marco GHIOTTO	Scuderia Palladio SSD A RL	FORMULA	288.4	3	286.9	4	286.9	5	286.1	2	283.9	6	286,4
46 Alexander SEIBOLD	Seibold auto + sport	FORMULA	288.4	7	286.1	6	285.4	8	284.6	5	281.7	2	285,2
77 Vladimir NETUSIL	M.M. Motorsport SRL	FORMULA	288.4	4	288.4	5	287.6	2	287.6	3	136.6	1	257,7
43 Martin KINDLER	Jenzer Motorsport	FORMULA	286.1	3	284.6	4	284.6	5	283.9	6	280.2	2	283,9
93 Roland RUPPRECHTER	R&B Research and Wealth Management	FORMULA	284.6	8	283.9	5	282.4	4	282.4	7	280.2	2	282,7
61 Jean-Christophe PEYRE	ZIGZAG	FORMULA	277.3	6	274.5	8	273.9	7	273.9	5	272.5	10	274,4
11 Paul O'CONNELL	HS Engineering	FORMULA	274.5	4	273.2	5	273.2	6	273.2	7	272.5	2	273,3
55 Erich ZECH	Team Top Speed	FORMULA	272.5	7	260.7	5	254.6	6	243.2	4	131.6	1	232,5
16 Nicolas MATILE	ZIGZAG	FORMULA	271.8	6	271.1	7	270.4	8	270.4	5	269.1	9	270,6
56 Marco MINELLI	AM SPORT SYSTEM	FORMULA	270.4	7	267.1	6	267.1	8	265.8	5	265.2	4	267,1
81 Michael FISCHER	Red Rose Racing by LRT	FORMULA	268.4	2	268.4	3	139.4	1					225,4
777 Stephan GLASER	Jo Zeller Racing	SUPERLIGHTS	264.5	7	263.2	9	263.2	8	263.2	6	262.0	10	263,2
118 Henry CLAUSNITZER	WF Racing	SUPERLIGHTS	238.4	3	237.4	5	236.3	4	136.8	1	133.9	2	196,6
36 Walter COLACINO	Walter Colacino Racing	SUPERLIGHTS	237.9	7	235.8	8	235.8	9	233.3	6	231.8	5	234,9
115 Andreas HASLER	Hasler Motorsport	SUPERLIGHTS	235.3	6	234.3	2	231.8	7	228.9	5	226.0	4	231,3
44 Giancarlo PEDETTI	Scuderia Palladio SSD A RL	FORMULA	103.5	1									103,5
96 Simon JACKERMAIER	Team Top Speed	FORMULA											



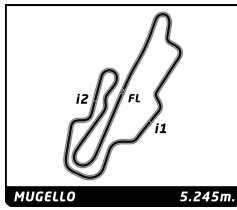
BOSS GP

Mugello Racing Weekend

Qualifying

Fastest Lap Sequence

Elapsed	No	Driver	Team	Car	Class	Time	Kph	Lap
3:25.543	1	Ingo GERSTL	Team Top Speed	F1 - STR1 2006	F1	1:28.385	213.6	2
6:21.597	1	Ingo GERSTL	Team Top Speed	F1 - STR1 2006	F1	1:26.750	217.7	4
7:48.247	1	Ingo GERSTL	Team Top Speed	F1 - STR1 2006	F1	1:26.650	217.9	5



BOSS GP Mugello Racing Weekend Qualifying

Sector Analysis

— Invalidated Lap

■ Personal Best

■ Session Best

■ Crossing the pit lane

Lap	Time	Sector 1	Sector 2	Sector 3	T.Spd	Elapsed
6	2:10.742	43.415	43.358	43.969	254.6	35:04.668
7	2:04.969	42.282	39.969	42.718	272.5	37:09.637

56 Marco MINELLI		ITA				
AM SPORT SYSTEM		Dallara WS W8T12 2012				
1	15:08.526	...	37.097	38.330	68.7	15:08.526
2	10:00.538 B	41.273	33.967	8:45.298	227.4	25:09.064
3	2:12.292	57.693	37.458	37.141	96.8	27:21.356
4	1:46.873	37.677	31.979	37.217	265.2	29:08.229
5	1:43.736	35.518	32.998	35.220	265.8	30:51.965
6	1:41.547	35.159	31.802	34.586	267.1	32:33.512
7	1:45.922	36.176	31.830	37.916	270.4	34:19.434
8	1:39.755	34.933	29.963	34.859	267.1	35:59.189
9	1:47.642	34.986	32.690	39.966	265.2	37:46.831
10	1:43.551	35.098	29.589	38.864	264.5	39:30.382

61 Jean-Christophe PEYRE		FRA				
ZIGZAG		Lola AutoGP 2005				
1	15:08.304	...	44.645	48.097	116.2	15:08.304
2	9:31.226 B	45.556	45.608	8:00.062	234.3	24:39.530
3	2:34.205	1:17.854	37.116	39.235	140.1	27:13.735
4	1:51.768	37.975	33.929	39.864	270.4	29:05.503
5	1:54.217	37.429	36.301	40.487	273.9	30:59.720
6	1:50.490	37.435	33.182	39.873	277.3	32:50.210
7	1:46.361	36.703	32.806	36.852	273.9	34:36.571
8	1:52.320	39.214	33.970	39.136	274.5	36:28.891
9	1:46.612	36.747	32.706	37.159	271.8	38:15.503
10	1:45.980	36.478	32.601	36.901	272.5	40:01.483

66 Andreas FIEDLER		DEU				
Fiedler Racing		Dallara GP2/08 2011				
1	25:17.662 B	...	42.789	8:32.620	151.4	25:17.662
2	2:07.996	53.568	36.645	37.783	139.7	27:25.658
3	1:44.644	37.193	31.738	35.713	283.9	29:10.302
4	1:45.615	36.158	33.244	36.213	287.6	30:55.917
5	1:43.020	35.590	32.261	35.169	289.1	32:38.937
6	1:45.416	35.823	33.092	36.501	288.4	34:24.353
7	1:42.375	35.884	31.102	35.389	288.4	36:06.728
8	1:41.460	35.391	30.477	35.592	286.9	37:48.188
9	1:43.001	35.299	31.219	36.483	288.4	39:31.189

74 Massimiliano CUCCARESE		ITA				
M.M. Motorsport SRL		Dallara GP2/11 2011				
1	2:19.247	1:05.955	36.229	37.063	164.0	2:19.247
2	1:39.518	35.520	30.055	33.943	289.1	3:58.765
3	1:35.811	33.551	29.035	33.225	291.5	5:34.576
4	1:35.436	33.045	29.328	33.063	289.9	7:10.012
5	1:54.906	40.902	38.313	35.691	256.4	9:04.918
6	1:34.100	33.036	28.204	32.860	289.1	10:39.018

77 Vladimir NETUSIL		CZE				
M.M. Motorsport SRL		Dallara GP2/11 2011				
1	2:36.571	1:26.745	33.426	36.400	136.6	2:36.571
2	1:44.776	37.051	32.303	35.422	287.6	4:21.347
3	1:39.168	34.846	29.974	34.348	287.6	6:00.515
4	1:36.826	33.680	29.108	34.038	288.4	7:37.341
5	1:36.182	33.634	29.120	33.428	288.4	9:13.523

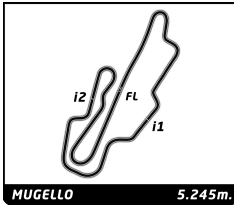
Lap	Time	Sector 1	Sector 2	Sector 3	T.Spd	Elapsed
81	Michael FISCHER AUT					
Red Rose Racing by LRT						Dallara GP2/05 2005
1	14:44.267	...	37.436	37.122	139.4	14:44.267
2	23:48.834	...	34.795	36.586	268.4	38:33.101
3	1:41.274	35.303	30.756	35.215	268.4	40:14.375

Lap	Time	Sector 1	Sector 2	Sector 3	T.Spd	Elapsed
93	Roland RUPPRECHTER AUT					
R&B Research and Wealth Manager						Dallara GP2/05 2005
1	15:03.851	...	41.951	42.084	96.9	15:03.851
2	10:11.921 B	41.372	37.233	8:53.316	280.2	25:15.772
3	2:12.485	56.243	38.012	38.230	127.6	27:28.257
4	1:48.017	38.836	32.999	36.182	282.4	29:16.274
5	1:44.446	36.319	32.125	36.002	283.9	31:00.720
6	1:59.586	43.070	37.648	38.868	197.7	33:00.306
7	2:01.138	39.027	38.395	43.716	282.4	35:01.444
8	1:43.935	36.176	32.297	35.462	284.6	36:45.379

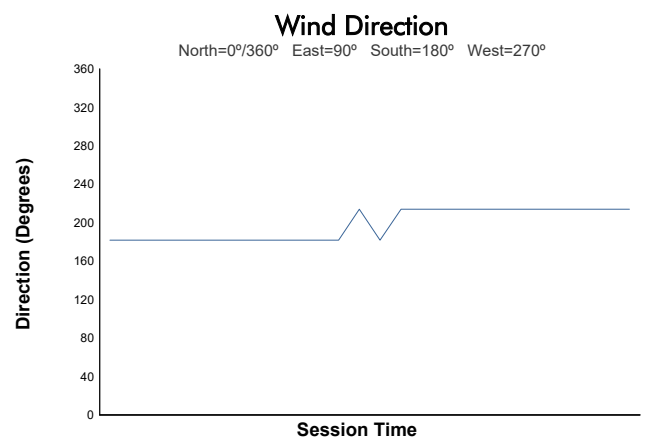
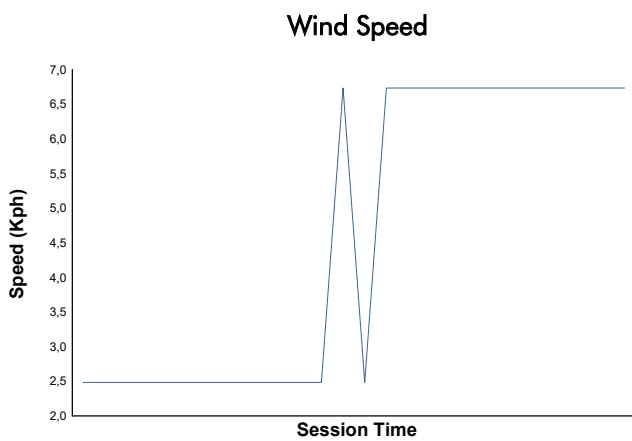
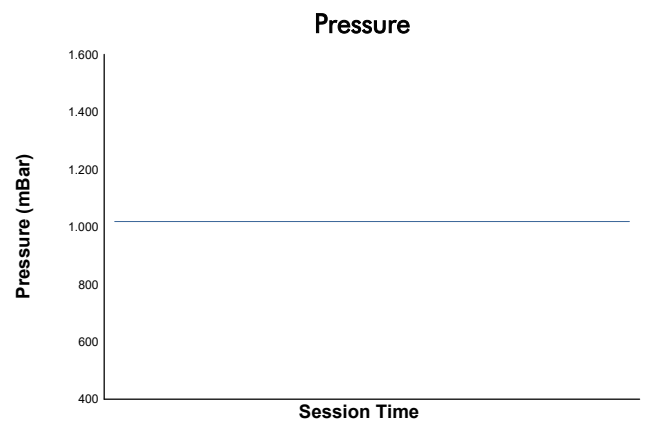
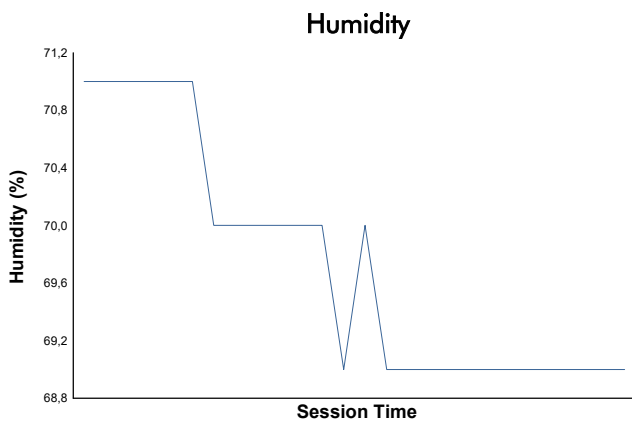
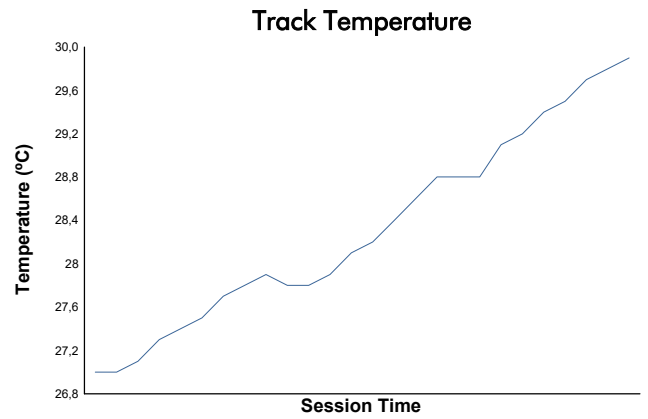
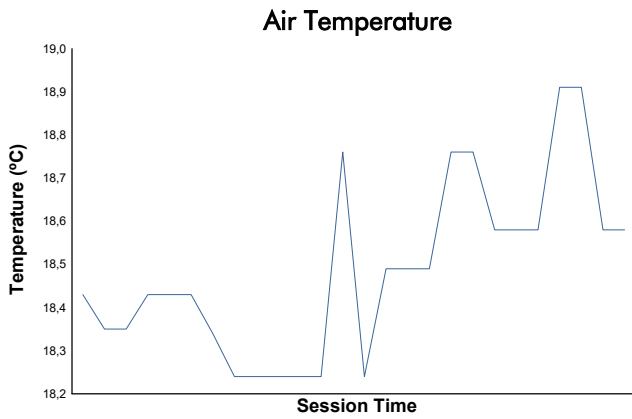
Lap	Time	Sector 1	Sector 2	Sector 3	T.Spd	Elapsed
115	Andreas HASLER AUT					
Hasler Motorsport						Dallara WS T08 2009
1	16:00.483	...	1:01.887	45.994	138.3	16:00.483
2	9:19.282 B	48.224	234.3	25:19.765
3	2:23.084	55.501	41.924	45.659	140.3	27:42.849
4	2:07.018	43.930	39.534	43.554	226.0	29:49.867
5	2:00.312	41.800	36.755	41.757	228.9	31:50.179
6	1:58.527	40.857	36.228	41.442	235.3	33:48.706
7	1:59.528	41.064	36.590	41.874	231.8	35:48.234

Lap	Time	Sector 1	Sector 2	Sector 3	T.Spd	Elapsed
118	Henry CLAUSNITZER DEU					
WF Racing						Tatuus F. Renault V6 2003
1	26:08.446 B	...	39.848	...	136.8	26:08.446
2	2:18.440	53.010	41.332	44.098	133.9	28:26.886
3	2:03.120	42.956	38.062	42.102	238.4	30:30.006
4	2:01.182	42.364	37.433	41.385	236.3	32:31.188
5	2:00.883	41.330	36.840	42.713	237.4	34:32.071

Lap	Time	Sector 1	Sector 2	Sector 3	T.Spd	Elapsed
777	Stephan GLASER SUI					
Jo Zeller Racing						Dallara WS V6 T08 2008
1	15:48.533	...	37.512	40.535	164.7	15:48.533
2	9:50.965 B	42.295	257.0	25:39.498
3	2:02.932	47.053	36.387	39.492	161.1	27:42.430
4	1:49.366	38.068	33.426	37.872	259.5	29:31.796
5	1:47.012	36.785	33.458	36.769	262.0	31:18.808
6	1:47.138	37.487	32.828	36.823	263.2	33:05.946
7	1:50.046	37.122	34.942	37.982	264.5	34:55.992
8	1:45.805	36.471	32.472	36.862	263.2	36:41.797
9	1:47.870	37.359	33.612	36.899	263.2	38:29.667
10	1:44.968	36.486	31.845	36.637	262.0	40:14.635



Mugello Racing Weekend
BOSS GP
Qualifying
Weather Report



Track Status: **DRY**